

Cookie Sale Guide



girlscoutshh.org



Five Skills Girl Learn.....4

Cookie Program requirements.....4-5

Troop Checklist.....6

Ways to Participate7

Digital Cookie.....8

Community/Operation Cookie Drop.....9

Caregiver Meeting/Training.....10

Cookie Program Proceeds and Rewards11

How the Cookie Crumbles.....12

eBudde Quick Guide13

eBudde: Initial Orders.....14

Goal Getter.....15

Cookie Delivery.....15-16

Cookie Booths.....17-20

Cookie Cupboard basics.....21

Allocating Cookies.....22-23

Cookie Exchange/Troop Transfer24

Money Matters/ Payments and Finances.....25-26

Rewards Selections.....27

Important Dates.....28

Digital Resources.....29



Cookie News!

News From Our Baker

GSHH's baking partner, Little Brownie Bakers (LBB), has informed GSHH and other councils that they are facing delays in their production facilities and will not meet the timelines they initially promised. Because of GSHH's position in the sale, we do not have to delay the start of our initial order phase for girl-delivered orders (both on order cards and through digital storefronts) - that will still begin on Friday, February 10th and will run through Sunday, March 5th. However, the opening of Digital Cookie ordering system for shipped orders will be delayed until Monday, February 27th.

March booth sales will begin on Friday, March 10th and will run to Sunday, March 26th as inventory allows.

Introducing Raspberry Rally™ Girl Scout Cookies®

**EXCLUSIVELY SOLD
ONLINE FOR SHIPMENT**



Cookie fans will love how Raspberry Rally adds a delightful new dimension of sweet and tart flavors. Girl Scouts using Digital Cookie will love how it brings even more excitement to their cookie business. There's also less product for them to manage on hand as this cookie is only available to customers via shipping.



Covid Guidelines



Girl/Troops should follow current Covid protocol based on current guidelines.

Five Skills Developed by the Girl Scout Product Program

Girls learn the value of a dollar, how to budget, the difference between wants and needs, how to make tough decisions, how to set big goals, all the while remembering to be honest and fair. During the Fall Product and Cookie Programs, girls are given the resources and chance to decide on the big goal, plan with confidence, and budget for tomorrow. Seize the opportunity to practice a financially independent future.

Goal Setting

Girls set individual Cookie Program goals and with their troop, then create a plan to reach them. Being able to set and reach goals will help girls succeed in school, on the job, and in life.

Decision Making

Girls decide where and when to sell cookies, how to market their sale, and what to do with their earnings. As girls get older making big and small smart decisions is a key life skill.

Money Management

Girls develop a budget, take cookie orders, and handle customers' money. Learning this skill gives girls experience on handling money—from their lunch money to their allowance and their future paycheck.

Business Ethics

Girls act honestly and responsibly during every step of the Cookie Program. This matters: employers want to hire ethical employees and customers want a positive experience—and the world needs ethical, positive leaders.

People Skills

Girls learn how to talk (and listen) to their customers, as well as how to work as a team with other girls. This helps them perform better with group projects, sports teams, on the playground, and later at work.

Participating Troop Requirements

All registered Girl Scouts with a signed permission slip (either signed online or hardcopy) can participate in the Cookie Program. All troops must be clear of any debt due to council in order to participate. While caregivers with outstanding debt (including those within one year from date of full payment) cannot take orders, their Girl Scouts may still participate in Digital Cookie and cookie booths with her troop.

- Current annual finance report submitted.
- Troop Bank Information must be on file with GSHH. Troop must have a signed [ACH authorization](#) form on file with GSHH Finance (finance@girlscoutshh.org)
- At least two registered, and background-checked troop leaders.
- A registered, background-checked adult as the troop cookie chair who has signed the troop volunteer agreement in eBudde (this person can be a troop leader but must add this as a role in MyGS).
- To register as troop cookie chair, go to girlscoutshh.org and log into MYGS from the homepage. Update your role to reflect your new title. (The chair can be a troop leader but must add this as a role in MyGS). If you need further assistance contact customer-care@girlscoutshh.org.
- If you are a brand new troop be sure to check out the Cookie Rookie video at girlscouts.org/Cookies



Troop Cookie Chair Requirements

The Troop Cookie Chair is responsible for:

- Being a registered and background-checked volunteer.
- Completing the online troop cookie chair agreement form.
- Collecting and providing receipts whenever cookies or money are exchanged,
- Ensuring all Permission Slips have been completed before distributing cookie order forms. Keep these for the Girl Scout year.
- Distributing girl rewards within two weeks of receiving them.
- Ensuring that funds are in the bank for the ACH sweeps.
- Using eBudde to track troop sales and finances.
- All cookies that are ordered, picked up at a cupboard, or transferred from another troop. (Be sure to always count your product!)

- Ensuring that all cookies, including cookies ordered after Initial Order, are assigned to girls so they receive their earned reward.



Caregiver Requirements

Caregiver requirements:

- Completing the online Permission slip available from the troop or at girlscoutshh.org/Cookies.
- Turning in the Girl Scout's Cookie order form to the troop on time.
- All cookies ordered and picked up for his or her Girl Scout, including Digital Cookie girl delivered orders are delivered to customers soon after receipt.
- Money collected from customers for the purchase of cookies must be given to the troop by the set deadlines. All checks should be written to GSHH Troop XXXXX and deposited into the troop account.



Troop Cookie Chair Checklist

- Ⓢ Check that your troop is registered with two adult leaders with active background checks. All troops must have Troop Bank account information on file with GSHH. Troop cookie chairs also must be registered with a background check. Be sure troops submitted the [ACH authorization form](#).
- Ⓢ Complete the Troop Volunteer Agreement Form in eBudde when you first login.
- Ⓢ Complete training. Council troop training is January 25, at 7pm. Register here:

<https://attendee.gotowebinar.com/register/5577210486698710028> . After that date recording available on the girlscoutshh.org website.
- Ⓢ Hold a caregiver meeting (see page 10). Explain deadlines, expectations, and verify caregivers have signed the Permission slip. Distribute order cards to participating girls. Email parents a Family Guide, available at girlscoutshh.org Cookies+, on the For Volunteers heading..
- Ⓢ Log into eBudde to update your contact information and become familiar with the online cookie management system, eBudde. Verify that all registered girls are listed. If not, contact Member Care at 855.232.4744.
- Ⓢ Download the eBudde Troop App for access on the go, wherever you are!
- Ⓢ Log in to Digital Cookie using your access invitation and encourage your Girl Scouts to do the same!
- Ⓢ Sign up for cookie booths when announced by Council. Arrange your own.
- Ⓢ Frequently refer to the calendar page 28 for important dates .
- Ⓢ Hold your cookie booths (council-arranged and troop-arranged) and record your sales. Review booth guidelines on pg 19.
- Ⓢ Reconcile sales for each girl, collect the rest of her money due and establish her final reward selections. Complete your cookie allocations to the girl in eBudde (pg22-23) and make her final reward selections. (pg 27).



Glossary

ACH: Automated Clearing House, system used for debiting and crediting troop accounts

DOC: Digital Cookie: Online selling platform

DOC DLVR: Digital Cookie Delivered Orders

DOC DON: Digital Cookie Donated

DOC SHIP: Digital Cookie Shipped

GG: Goal Getter

GSHH: Girl Scouts Heart of the Hudson, your Council

GOC: Troop Gift of Caring Troop Donation Program

IO: Initial Order period : 2/10-3/26

OpDrp: Operation Cookie Drop Council Donation Program to the military

PGA: Per Girl Average

SU: Service Unit: The area of the council where your troop is located

SUCC: Service Unit Cookie Chair (volunteer))



Ways to Participate in the Girl Scout Cookie Program

Get ready for your Girl Scout to make (cookie) boss moves this year! No matter how she takes part in the Girl Scout Cookie Program, she'll grow her people skills, learn to set goals, make smart decisions, and so much more. Talk with her about which options she's excited to explore this year!



Phone or Text Friends and Family

Is this your Girl Scout's first time running her own cookie business? Texting or phoning friends and family is a great way to help her feel comfortable connecting with cookie customers. And if your seasoned cookie boss's free time is limited—hello, school, sports, and extracurriculars!—this option has maximum flexibility.

Digital Cookie

Is your Girl Scout ready to take her digital marketing skills to the next level? With the Digital Cookie® platform, Girl Scouts can ship cookies straight to customers, accept orders for cookie donations, or have local customers schedule an in-person delivery. And she can reach her sales goals no matter what her schedule is like.

GSHH Website: Girlscoutshh.org

Door-to-door

They're the perfect way to hone her sales pitch! With door-to-door sales, Girl Scouts can stay local and sell in their neighborhoods—and use door hangers and business cards for customers who aren't home. They'll also grow their people skills by meeting new neighbors (with the necessary adult supervision, of course)

Cookie Stands

Would your Girl Scout feel more comfortable on her own turf? Cookie stands, similar to lemonade stands, are set up in front of a residence on private property, where she'll market her cookies to customers in her neighborhood. They're a great way to ease more introverted girls into connecting with their communities. This can be fun for the whole family!

Cookie Booths

This option has maximum customer interaction, teamwork, and all the fun! Troops or groups of Girl Scouts work together to market their cookies outside a preapproved location (like a grocery store, bank, mall, or even a drive-through booth in a parking lot) where they can practice their business skills with new customers.

Note: cookie booths must be coordinated by troop cookie managers; may only happen at council-approved locations; and must be legally open to, accessible, and safe for all girls and potential customers.)

Connecting with Her Community

The possibilities are endless! Girl Scouts team up with their parents/caregivers to sell cookies to their employees and coworkers, at places of worship, and at community groups. They could prepare a corporate pitch to sell cookies in bulk to car dealerships, real estate agents, or financial institutions. When these budding entrepreneurs secure a large sale, they get a taste of sweet success!

Participating in the cookie program powers Girl Scouts' adventures throughout the year as they learn key business skills to excel in future careers and in life. By participating in different sales methods, girls gain more skills, including: goal setting, decision making, money management, people skills, and business ethics.

Don't forget: adult supervision is required at all times.

Digital Cookie

Why we love Digital Cookie:

- Cookie customers pay online, so caregivers have no money to collect or orders to log.
- Customers can choose to have their order delivered locally by the girl, donated or shipped to their doorstep.
- Caregivers have more control over girl delivery orders with the option to approve or decline those orders for girl delivery.
- Girls can share a QR code, making it easy to include their storefront on fliers, door hangers, and more!
- Girls can work with caregivers to share on private social media outlets and practice their digital marketing skills!
- Troops can use a troop storefront to collect payment at in-person booths.
- Funds from purchases are credited to the troop in eBudde—no finances you need to manage!
- Girls earn special rewards just for using Digital Cookie as part of their cookie business!



Digital Cookie Basics

- Initial Order purchases made through Digital Cookie will automatically transfer into the Initial Order tab for each girl in eBudde. Caregivers can enter their paper card orders in DOC, but those will not transfer, only the actual sales through DOC will. Paper orders must be manually entered in eBudde.



- Caregivers will receive a registration access email. If they didn't get the access email, they can easily visit digitalcookie.girlscouts.org and click the "Need Help" link.
 - Remind caregivers to approve or deny those orders for girl delivery right away!
 - If your troop runs out of cookies, you can get additional cookies from another troop or cupboard. You can also turn off the girl delivery option for your troop link.
 - By following the online marketing guidelines, girls can safely manage their cookie businesses online and help hit their goals.
 - Caregivers will have to approve Girl Delivered Orders. Denied orders will default to the customers' choice of donation, or canceled.
- Girls can send a welcome email, reminders, and even thank you emails with a custom salutation through Digital Cookie.
- Girl Delivered orders placed after Initial Order must be manually allocated in eBudde, see pages 22-23 for instructions.
 - Robust reports available for cookie chairs and caregivers. Track customer details, easily see order varieties, export to spreadsheet and more.
 - Enjoy built-in games and videos.
 - Girls can customize their storefront with pictures or video.
 - View Cookie badge and Cookie Pin steps and tracking.
 - Girls can track their reward progress and make selections!

Troop Digital Cookie Storefront

- Troop cookie chairs will be able to manage and view the troop site from their volunteer login
- Orders will show up under "Troop Girl"
- You can allocate the "Troop Girl" sales to real girls in the troop, giving girls credit for those sales and toward rewards

There are so many ways that girls can support their community, but also so many ways the community can support them!

Operation Cookie Drop (OpDrp)

The GSHH Operation Cookie Drop program offers girls the ease of collecting Girl Scout cookie donations, without having to worry about the logistics. Cookies purchased for Operation Cookie Drop will need to be allocated in the OpDrp column so that your troop inventory counts are not affected.

- Customers support by making a \$5 tax-deductible cookie donation purchase.
- Troop cookie chairs allocate the packages and funds in eBudde under the OpDrp column.
- Council manages the inventory and delivery of those donated packages so there are no cookies to handle by the troop.
- Girls who sell 12 donated packages earn rewards.
- Cookies are donated to military, and veteran organizations, and sent to service members overseas.
- Donations purchased through Digital Cookie will automatically apply to Operation Cookie Drop and automatically flow into eBudde, so the troop cookie chair does not have to allocate.
- See page 22 for allocation instructions



Gift of Caring (GOC)

Customers can purchase cookies for donation. The difference with the troop Gift of Caring is that the troop will manage the logistics of physically receiving the donations in their troop delivery and then delivering the cookies to the organization the troop chose for donation. All of the logistics are handled by the girls and troop. Packages and payments for the cookies should be allocated in the GOC column in eBudde. This will affect your troop inventory. If your troop doesn't have enough cookies to fulfill GOC purchases, the

Connect with local businesses

Reach out to area businesses to see how they might be interested in supporting your troop's goals. Businesses can purchase cookies to be donated on their behalf, they can host a cookie booth with you, share your virtual cookie booth to their social audience, or purchase cases of cookies for customers or staff appreciation. Connecting with business owners is a great way to help your troop reach your goals while also giving the business an opportunity to support local entrepreneurs.



Caregiver Meeting/Virtual Caregiver Training

Caregiver Meeting

Schedule a meeting or virtual training with your girls and caregivers prior to starting the Cookie Program. Use the 2023 Cookie Family Guide to explain the program, deadlines, and rules to the girls and caregivers. Recruit volunteers to assist with cookie tasks to help the program run smoothly for your troop.

Meeting Checklist

- Verify your troop roster and contact Member Care for any inaccuracies.
- Visit [girlscouts.org](https://www.girlscouts.org) Cookies+ page and find the Little Brownie Cookie Rookie video, for new troops.
- Consider using GSUSA's Cookie Program Meeting Guides (linked below).
- Email the Family Guide link to families, explain the Cookie Program and ways to participate.
- Review the new Cookie Business Badges and decide if you will work toward them this cookie season.
- Instruct each caregiver to complete the Permission slip, if they have not already.
- Girls in separated households should have each caregiver complete the agreement. Following these guidelines will help avoid issues with money collection and financial responsibility at the end of the program. See more below.
- Remind families that the Cookie Program does not start until February 10, 2023. No early order taking!

Return Policy

There is a no return or exchange policy on any cookies. Troops and caregivers who sign for cookies cannot return or exchange them to the troop or to the cupboards/council. If a package is damaged, it can be replaced at any cookie cupboard or council office.



Suggestions for Families with Divorced/Separated/Multiple Caregivers:

- Have each caregiver complete a Permission slip for the Girl Scout, signed by each caregiver.
- Provide each caregiver with a separate Girl Order Card for when she sells while in their custody.
- Each caregiver picks up cookies separately and always receives a receipt.
- Let caregivers know that they will be given access to only one Digital Cookie account per Girl Scout, so they may have to share login information.

Troop Proceeds

Troops earn 90 cents per package.

Troop proceeds are based on the per girl average (PGA) of your participating Girl Scouts. With a PGA of 150 during Initial Order, troops can earn 5 cents more per package.

How to figure your PGA?

$$\frac{\text{Total packages sold}}{\text{\# of girls selling}} = \text{Troop PGA}$$

Early Bird Bonus:

Troops that registered by June 30, 2022 as well as participated in the 2022 Fall Product Program (selling at least 5 items) earn the Early Bird bonus rate on Initial Order packages. The bonus will not appear in eBudde, and will be ACH'd into troop bank accounts after cookie season.

Opt Out of Rewards Option for older girl troops

Older girl troops (Cadette, Seniors and Ambassadors) that attain a 150 PGA can choose to opt out of rewards and earn an additional 10¢ per box. The whole troop must agree to not receiving rewards and the troop must submit all the girls' signatures on the Opt Out of reward form in the back of this book. If girls opt out, they will receive all the patches associated with levels detailed on the order card but none of the other items. They WILL receive \$25 Dough Si Dough at the 150 box level only **Deadline to submit Opt Out form: 2/24/2023.**



If the troop chooses to opt out and does not attain a 150 PGA the troop will receive rewards as shown on the order card.

Cookie Program Rewards

Rewards Details

Caregivers and girls can review the girl rewards on the Cookie Order Card, in the Digital Cookie app and on the cookie pages at girlscoutshh.org

Dough Si Dough (DSD)

Girls can choose Dough Si Dough at designated levels. This is an electronic gift card account: serial numbers are emailed directly to the family. Girls can use DSD for :

- Fees for troop and service unit trips approved by GSHH; e.g. travel outside of the council jurisdiction or overnight trips.
- Service Unit camping fees.
- GSHH summer camp fees and purchases at summer camp trading posts
- GSUSA Destinations program fees.
- Gold and Silver Award project expense reimbursement. (You must have receipts and the project pre-approved. Form is on our website.)
- GSUSA Membership Registration.
- GSHH Council shops
- GSHH-sponsored trips and program fees.



How the Cookie Crumbles

Did you know that every service provided by Girl Scouts Heart of the Hudson is subsidized for our members? It costs \$320 per girl to give her the Girl Scout programmatic experience for just one year. The Girl Scout Cookie Program not only gives girls funds for the troop, but it also supports all of our services to volunteers, caregivers, and girls. Proceeds from the Cookie Program also help maintain our camp facilities and properties so they are not only adventurous but safe for our girls. It's important to remember that "council" is all of us! Every penny from the Cookie Program stays within our council after we pay our vendor and program costs.

How the GSHH Cookie Crumbles



24% Cookie Program and Vendor Cost

21% Troop Proceeds and Rewards

21% Member + Customer Support

17% Camp and Properties

17% Girl Scout Programming +
Summer Camp





Cookie Management App is: ebudde.littlebrownie.com

eBudde works through tabs at top of page. Click each TAB to enter each page., here are TABS you'll need, and steps to follow.



TO START

All Users

1. Look for your welcome email with link and login information

- After you complete your Troop Cookie Chair agreement and are granted access, you will receive a welcome email with login link.
- Click link, set up your password, Click CONFIRM.

2. Set up your troop

- Click the setting tab, then edit setting
- Enter your troop's package goal
- Check level of troop, if incorrect, please contact us
- Click update to save.

3. Confirm registered girls

Go to Girls Tab

1. Girls will be uploaded for you
2. Confirm that all registered girls are loaded and correct.
3. As girls register and are added into your MYGS, they will continue to be loaded into ebudde regularly.
4. If you are missing girls from your roster, contact Member Care for further help:
customercare@girlscoutshh.org

Dashboard

On top of your default screen you'll find important messages from GSHH and your SU Cookie Chair, links to resources you'll need throughout the season.

Contacts Tab

1. Review information; edit as necessary.

Settings Tab

1. Set troop goal in packages.

Initial Order Tab

- Enter your troop's order by girl. More detailed instructions are on page 14.
- You cannot change order after it has been submitted. Contact your SUCC or the product sales staff to make changes.
- Print copy for your records.

Sales Report

- Review all sales totals for the group including:
- Final Package numbers
- ACH and DOC payments
- OpDrop and Gift of Caring (GOC) donations

eBudde Troop App

Download the free eBudde Troop App to manage your troop's program while on the go. The app has all the same functions as the desktop version but with the added convenience of access right at your fingertips.




LOVED
BY
MILLIONS.



Initial Ordering/Initial Order Rewards

We suggest you collect your girls' order cards a day or two before your Troop order deadline (3/28 at noon) to allow time to enter the orders into eBudde. All orders placed through Digital Cookie during the Initial Order Phase (Feb 10-March 26) will automatically be added into eBudde for you!



To Place the Initial Order:

1. Go to the "Init. Order" tab. Click on each girl's name.
2. At the bottom of the screen, tab through each column and enter her totals by variety.
3. New this year girls can input their **paper** orders into Digital Cookie, but you will still need to transfer those totals to the Initial Order tab manually. *Shipped and Girl Delivered orders transfer automatically.
4. For Operation Cookie Drop enter under the OpDrp column. For troop Gift of Caring enter under GOC column.
5. Click the "OK" button on the bottom right.

Deadline to submit is March 28, noon.



Tip: There are 12 packages per case. Your Initial Order will automatically be rounded up to full cases, which the troop is responsible for. Your troop can use these extras to fill Goal Getter orders and have on hand for girls to sell or sell at cookie booths.

Place the Initial Order (I/O) Rewards Order

Check the rewards for Initial Orders and submit for your troop in eBudde.

1. Go to the "Rewards" tab, click "Initial Reward Order".
2. View and click "Submit" to submit the troop's Initial Order rewards.
3. Click "OK" in the pop up box to confirm your submission.



These are the I/O rewards as pictured on the Girl Order card..



Tip: If you notice a girl/your troop is close to an Initial Order or PGA reward, contact caregivers/leader to see if they would like to order extra packages to get to the next level.



Goal Getter Phase

This second phase of the program occurs between the time when girls turn in their Initial Orders and when they physically receive their cookies from delivery.

Girls can continue to connect with customers to boost their cookie business with traditional or online orders. This phase runs from 3/27-5/8.

Any offline orders placed during the Goal Getter phase should be allocated the same as any other post Initial Orders are entered, see pages 20-21 for allocation instructions.

Filling Goal Getter Orders

Traditional orders or girl delivery orders placed through Digital Cookie during the Goal Getter phase can be fulfilled either from your troop extras from your troop's Initial Order, transfers from another troop, or by placing a pending cookie cupboard order. See page 21 for further details on placing cookie cupboard orders.

Vehicle Type	Case Capacity
Compact Car	1-23
Standard Sedan	20-45
Standard Wagon*	45-70
SUV/Minivan*	50-100
Standard Van	150-200

*SUVs/Wagons need to have rear seats folded down to reach the case capacity. Wagons or smaller SUVs like Honda CR-Vs, Toyota Rav4s, and Ford Escapes may hold closer to the 50-75 case capacity.

**A standard pickup truck, without straps, a tarp, or cap will hold only around 35-50 cases in the bed.



Preparing for Cookie Delivery

Each delivery site is a bit different, but here are the basics:

- Print or screenshot your delivery ticket from eBudde in the Delivery tab.
- Arrive exactly at your assigned or chosen time and location.
- Follow further instructions given at the location check-in.
- Be prepared with proper transportation. See the chart (left) for assistance and be sure your vehicle(s) are cleared out and ready for cookie cases to be loaded!
- Dress for the weather, as you may be asked to step out of your vehicle to verify counts, and locations are outdoors.
- Delivery sites will be adhering to any potential CDC health and safety guidelines.
- If your troop misses your scheduled pick-up, please contact Member Care or your Council Product Sales Manager coordinator right away.
- If you are concerned about counts, pull off to the side before leaving the premises to recount and verify your inventory.
- Shortage errors cannot be fixed once you leave the site. Always count, count, and recount!



Cookie Delivery April 20-22

Delivery days are April 20-22. Delivery dates, times and locations vary for each site; eBudde will list specifics in April when you will select a date/time/location for pick up.


Mega Drops

GSHH troops will participate in large-scale pickups known as "mega drops," At some locations, multiple drive-up lanes are available for cookie chairs to pull in and load your troop's orders in your vehicle.

Choose the location, date, and arrival time most convenient for you or your troop volunteers. If your reservation shows more than one "line" be sure to drive to the designated "line" for pick up. Arrive on time.

Selecting your Delivery Location and Time in eBudde

Council will notify you when the delivery selection is open for reservations in eBudde.



After Cookie Pickup:

- Sort cookies by each girl's total order.
- Prepare receipts for both you and the caregivers to verify counts and sign. Receipts should be given every time cookies or money are exchanged with caregivers.
- Notify caregivers and make arrangements for pickup.
- Provide each girl with a money envelope (included in cookie materials kit) and write their total amount due and the money due date on the outside.
- Remind caregivers to deliver cookies to their customers right away and to collect funds at the time of delivery (except for those purchases made through Digital Cookie).
- Remind girls that they can continue to collect orders through the end of the program. (Troop cookie chairs can order additional cookies through cookie cupboards, use extras, transfer from another troop.)



Cookie Booths

March Booths begin March 10; Regular Booths open 4/22

Cookie Booth Basics

Cookie booths allow girls another opportunity to reach their goals. Use your extra cookies or pickup additional cookies from a cupboard to stock your booth. Connect with the general public by setting up a cookie "store" in high-traffic locations around town. There are many ways troops and girls can participate in cookie booths.

Troop-Arranged Cookie Booths

Did you know your troop can secure locations at businesses not already listed in eBudde to discuss setting up a troop-arranged booth? Troop booths are a great option for troops, reaching their own community. Small businesses usually are more inclined to accommodate requests from troops rather than requests from council because there is a personal relationship between the troop and the business, which benefits the troop! See page 19 for a full list of Cookie Booth Guidelines.

How to Find and Secure Troop-Arranged Booth Locations

- Contact friends or family business owners or places you do business with to see if they will allow you to set up shop at their location.
- Check out locations in high-traffic areas that have a safe space for a booth and ask to speak with the manager or owner.
- Consider places of worship, school sporting events, assisted living facilities, and other community events or venues.
- Look for open parking lots and contact the property or leasing manager for approval to host a drive-thru booth.
- Ask businesses when their busy times are, and see if you're able to set up a booth during those times.
- Booths can be set up indoors or outdoors, whichever is most convenient for the business.
- Remind businesses that approved locations in our eBudde system will connect with the online Cookie Finder to help drive consumers to their location too.
- Be sure to check out the list of businesses in eBudde that are council booth locations. Do not contact these businesses since they have already approved dates and times with council.
- Know where council booths are located so that you do not schedule a troop booth next door or too close by.
- Work with other troops in your area to share timeslots at successful locations!

Setting up a Troop-Arranged Booth in eBudde

- After obtaining approval from a location, submit the location for approval in eBudde at least 36 hours prior to the booth date.
- Click on Booth tab
- Select "My Sales" from the drop-down menu to the right
- Click "Add a Location"
- Enter location information and click "Add"
- Your booth will show as pending until it has been reviewed by the SU Cookie Chair. You will receive email confirmation of approval or denial. If denied, a reason will be included in the email. Approvals will show in green, denials will be in orange.
- If you do receive approval in a timely fashion, please contact your SU Cookie Chair or Council for approval.

The screenshot shows the eBudde interface for adding a booth location. At the top, there are navigation tabs: "Txn Pickups", "Cookie Exch", "Rewards", and "Booth Sites". Below the tabs, there is a dropdown menu currently set to "My Sales". The main form area is titled "Business Name:" and has a text input field. Below this is a section titled "Location and Contact Info." with a "Map" link. The form includes fields for "Addr:", "Addr2:", "City:", "ST:", "Zip:", "Contact:", "Phone:", and "eMail:". At the bottom, there are fields for "Sale Date:", "Start:", "End:", and "Approval" (with a dropdown arrow). A note above the "Approval" field says "Format: 10/25/2011 for dates 9:00am for times."

Tip: It's always a good idea to let the SU Chair know that you listed a booth and are awaiting approval.

Cookie Booths

Other Types of Troop Booths

Booth or cookie stand locations not located on personal property should be submitted in eBudde for approval following the troop-arranged booth process.

Drive-Thru Booths

Generally held in the parking lot of a business, church, or other organization where troops can safely take convenient drive-up orders from customers in cars.

Cookie Stands

These are cookie booths run by a girl and her caregiver, many times in their front yard or a business. Think of a lemonade stand!



Council-Arranged Cookie Booths



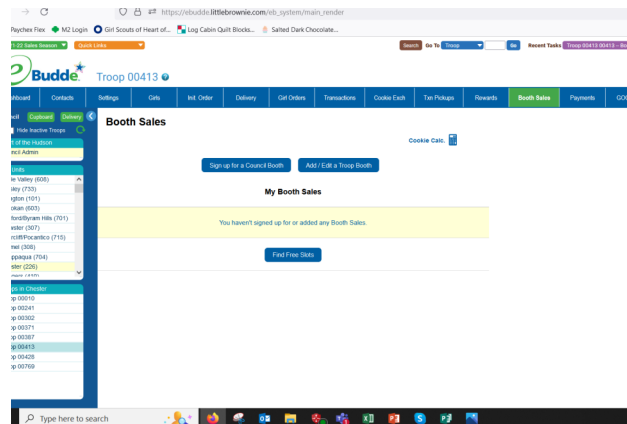
These booth locations are set up by council staff and are generally larger council partners. All council booths are listed in eBudde and are available for sign up during designated dates and times. Troops can sign up for slots at each chain with limits to allow for a more fair sign-up process. These partners cannot be solicited for additional times or hours, as extensive communication was already agreed upon with council. More locations or slots may be added as the program progresses.

Selecting Council-Arranged Booth Locations

- Enter in the Booth Sites tab in eBudde
- Click Council sites
- Select town convenient for troop
- Or click Free slots

Add/Edit Booth Location

- Add your own location, include all details
- Notify the SU Cookie Chair that you have added a site and request approval
- Once approved, your site will appear in Cookie Finder for those searching the 'net for booths



Cookie Booth Guidelines

Cookie Booth Guidelines

- Minimum of 2 adults, at least one registered, and 2 girls with a maximum of 4 girls during a timeslot with the exception of Cookie Stands, which can have 1 caregiver and 1 girl at a Troop-Arranged Booth location. Drive-thru booths may have more girls and adults on site as needed to assist with directing traffic.
- Print your booth confirmation so you have verification for your records, and arrive only at your scheduled slot.
- Dress appropriately for the weather and in Girl Scout gear, when possible.
- Bring your own table and chairs unless specifically noted in eBudde. Mall locations provide tables and chairs.
- Do not block doorways or harass people by yelling or running. Always be respectful and attentive to the customers and employees.
- No smoking, vaping, or alcohol at the booth – no exceptions! Girls should also not be eating or drinking in front of customers.
- Leave the space nicer than you found it by cleaning up empty boxes and trash around you.
- Girls may ask for cookie donations, but directly soliciting funds from individuals or organizations is prohibited. This includes no solicitation for monetary donations during your cookie booth and no donation jars should be set out at your booth.
- Work the entire booth time slot scheduled unless unforeseen circumstances arise such as inclement weather, or your troop sells out of cookies!
- Release booths you can no longer attend. Cookie booths are linked to the national Cookie Finder for consumers to see where and when you'll be set up. If you are unable to attend a scheduled booth, you must release the booth slot in eBudde as soon as you are aware you will no longer be available. If the booth is a Troop-Arranged Booth, be sure to delete it out of eBudde to remove it from the Finder or ask another troop to take the slot.

- Remember, your troop is representing Girl Scouts in the community as well as their own cookie business; live the Girl Scout Law at all times! Failure to follow rules could result in cancellation of all booths.

Cookie Booth Best Practices

- Always count cookie inventory and cash before and after your booth time.
- If adult volunteers need to switch midway during the booth, count and verify cookie inventory and money balance. Write a receipt to account for everything during the switch.
- Carry a cash box with you to make change. Keep roughly \$30-\$60 in mixed bills – do not ask the business to make change for you!
- Set up your booth so it's easily visible with great signage, well organized and each girl has a specific role to manage.
- Girls in uniform are always a great way to showcase their association with Girl Scouts, but pins, signs and other Girl Scout gear are all great options too.
- If the troop has a specific goal for their cookie profits, girls should be able to state the goal/what they plan to do with their money.



Cookie Booth Inventory

Booths can be stocked with inventory from your troop’s extras after Initial Order or by placing a Cookie Cupboard order at a nearby cupboard location. See page 21 for details on how to place a cupboard order.

How to Release a Cookie Booth

If you can no longer attend a scheduled cookie booth, you must release it in eBudde to remove it from the CookieFinder or allow another troop to choose the opportunity. This can be done quickly from the Dashboard or from the Booth Sites tab in eBudde.



Below is the average percentage of each variety sold at cookie booths. We suggest you order with these percentages in mind.

Thin Mints®	26%
Samoas®	19%
Tagalongs®	14%
Trefoils®	8%
Do-si-dos®	9%
Lemon-Ups®	7%
Girl Scout S'mores®	5%
Toffee-tastic®	3%
Adventurefuls™	9%

Cookie Cupboards

Cookie Cupboards

Cookies can be picked up at any cupboard convenient for you.

- Cupboards are at council offices and volunteer's homes or businesses. Each location has its own schedule and rules for the space, please see the notes section in the specific cupboard you're planning to visit for exact details.
- Troop cookie chairs or another designated adult can pick up cookies from cupboards. Caregivers should not be sent to cupboards for their own orders.
- Any cookies picked up from a cupboard are the responsibility of the troop and troop cookie chair until they are given to a girl and a receipt is signed.
- Cupboards allow for single package pickups except during march booth period..
- Keep cupboard receipts from pick up, to maintain your records.
- There are no returns or exchanges on any cookies. The only exception is damaged packages/cases which you can exchange for another. Contact the cupboard manager to make those arrangements.

Placing a Cookie Cupboard Order

All pending orders should be placed in eBudde at least 3 days ahead of pickup. Changes to orders can be made only by council. Let us know if you need to alter your order.

1. In the Transactions tab in eBudde, click "Add a Transaction."
2. Choose date, time or timeslot if applicable. If a timeslot is not available, then all times are full. You may choose another cupboard or contact the cupboard manager if you are in need as they may be able to make other arrangements with you.
3. Choose type "
4. "Normal" and select desired location from in the dropdown list.
5. Product Movement should say "Add Product."
6. Enter desired quantities in either package or case totals.
7. If someone else is picking up, change the contact person to their name and info Click "Okay" This will take you back to the transaction screen.
8. Click "Save" to complete the transaction. If you miss this last step, the transaction will not save properly in the system. Most saved orders will show as pending until they are picked up from the cupboard.
9. *During the sale if your troop has picked up 50 cases or more from the cupboard the troop must pay the balance for those cases before more cases can be picked up.*

Cookies for March Booths

Order in the 2022 Preseason. This is an option in the upper left corner of ebudde, where it says 2022-2023 Season. Use the dropdown where you will choose **2022 Preseason** and follow the steps here.



Allocating Cookies

Allocation is a crucial step to ensure that your girls earn all their rewards and your records are up to date! By allocating your sold cookies, you will be able to keep better track of your troop finances and girls will receive the credit for their hard work.

Use the steps on this page to keep your Girl Order tab accurate.

This year, the Girl Order tab has gotten an update to make it easier for you to track your girls' sales and balance everything out at the end of your cookie season. You can also easily check your difference line to see what might be over/under allocated.

OpDrp:

Council Gift of Caring, these boxes are "virtual inventory," council will donate on your behalf to the military and veterans and you will never physically handle these packages. Allocating packages here does not subtract from your inventory. Package cost is \$5.

GOC:

Troop Gift of Caring, these are donations that your troop will physically deliver to an organization of your choosing. Allocating here takes the packages out of your inventory. Package cost defaults to \$5.

Girl Totals:

This is the total your girls have sold based on what you have allocated to them.

Troop Order:

This is your total inventory, Initial Order, plus Cupboard Orders, Transfers, and Digital Cookie shipped orders.

Difference:

The difference between what has been allocated to the girls and what you have in your inventory. If at the end of the season you have sold all your cookies, the lines should all equal zero. Negative numbers mean you have cookies left to allocate and/or sell.

A positive number means you have over allocated, giving a girl credit for cookies she did not sell.

Total Due:

What a Girl Scout has sold in total dollar sales.

Paid:

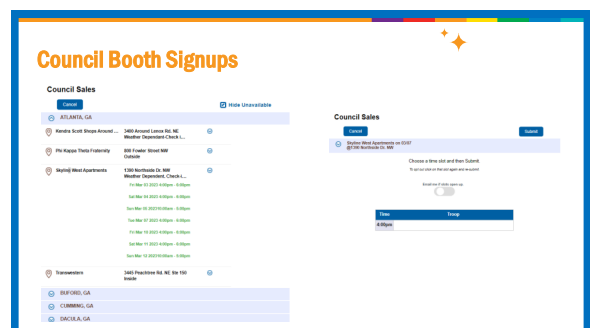
Any payments you have entered for a girl plus her Digital Cookie payments

Balance Due:

Keep the payments up to date with cash/check/credit from a girl for accurate accounting. Total Due - Paid = Balance Due

Record Booth Sale:

Use this button to enter sales from a Council or Troop-Arranged Booth. This will attach the sale totals to that location and update the girl tab automatically along with payment. In order for a girl to earn the booth patch she must have at least 12 packages allocated to her from a booth. Once submitted, these cannot be edited, but you can move packages with negative transactions, if needed.



Allocating Cookies

Digital Cookie Allocation

Digital Cookie is a great tool to help girls conveniently grow their business and try their hand at online marketing. As troop cookie manager, you'll just need to ensure eBudde is updated since girls or families do not have access to this system.

During Initial Order, you do not need to do ANYTHING with Digital Cookie. Totals will automatically update when you submit your Initial Order. After Initial Order, any Girl Delivered orders must be allocated to the girl, once you give them the packages they need.

DLVR: Girl Delivered	DON: Donated	SHIP: Shipped
----------------------	--------------	---------------

Shipped and Donated orders through Digital Cookie do not need to be allocated, payments and packages will update automatically in eBudde.

Girl Delivered orders will have payments in eBudde, but you must allocate the packages.

For example, a Girl Delivered order will show DLVR M55555: 0 packages and -\$15 as paid. Once you allocate the 3 packages for this order, it will add a Total Due of \$15, so the -\$15 and the \$15 will cancel each other out for a balance due of zero. These will be on separate lines.

Sally S.	\$ 5.00	\$ 5.00	\$ 5.00	\$ 5.00	\$ 5.00	\$ 5.00	\$ 5.00	\$ 5.00	\$ 5.00	\$ 6.00	\$ 6.00	\$ 5.00				
◆Comment	◆Bth	◆CGOC	◆Advf	◆LmUp	◆Tre	◆D-S-D	◆Sam	◆Tags	◆TMint	◆SMr	◆Toff	◆TGOC	◆Total	◆Total Due	◆Paid	◆Bal. Due
Init. Order "Locked"		22	15	9	10	11	20	25	30	5	2	0	149	\$ 752.00	\$ 0.00	\$ 752.00
DLVR M55555	✓	0	0	0	0	0	0	0	0	0	0	0	0	\$ 0.00	\$ 15.00	\$ -15.00
DC Order 3/2		0	0	0	0	0	0	0	3	0	0	0	3	\$ 15.00	\$ 0.00	\$ 15.00

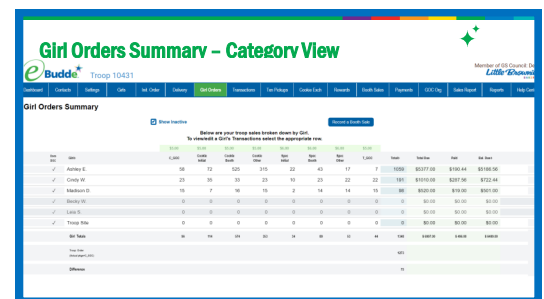
You can check Digital Cookie Orders by logging into Digital Cookie, downloading reports in eBudde. You can also click on the "All Orders" dropdown when drilled into each girl.

Troop Digital Cookie Storefront

If you are using Digital Cookie's option for a Troop Online Storefront, you will need to move orders from the troop girl to an actual girl. Go through the allocation steps but create a negative transaction under the troop, then add a positive transaction under a girl. Add comments to help you track. For example: "Move to Sally S. 3/5". Don't forget to move any payments as well! At the end of your season, your troop girl should have a ZERO total.

How to Allocate Cookies

1. Click the "Girl Orders" tab
2. Click on girl's name you want to allocate cookies to
3. Click "Add a Trans." or "Add Payment"
4. Enter comments for the transaction (Be specific! Ex: Additional Orders 3/5, PAID CASH 2/16)
5. Enter package counts in appropriate columns based on what was sold or payments under Paid.
6. Click "Ok" and then click "Save" before moving on to another girl.
7. Check "Bth" when allocating booth sales.



Cookie Exchange

The eBudde Cookie Exchange allows troops to exchange cookies with one another during the program.

- Click “Cookie Exch” tab
- Search for available cookies or enter cookies your troop has available to exchange

Troops may connect with other troops through Facebook service unit groups to search for area inventory as well.

Once the exchange has happened, cookie chairs will be responsible for receipting and adding the transaction

Savannah Smiles	Trefoils	Do-Si-Doos	Samoas	Tagalongs	Thin Mints	S'mores	Toffee-tastic
<input type="text"/>	<input type="text"/>	<input type="text"/>	<input type="text"/>	<input type="text"/>	<input type="text"/>	<input type="text"/>	<input type="text"/>

SAVANNAH SMILES Total: 10

10/03/18	Troop: 08915	Savannah Smiles: 10
11/25/18	Troop: 619	Savannah Smiles: 3

Troop Cookie Transfers

Troop to troop transfers can be done between troop cookie chairs. If a troop has cookies that you need, simply swap or transfer them and add the transaction in eBudde.

Entering a Cookie Transfer (the giving troop must do this)

1. Both parties must sign a paper receipt for the transaction after verifying counts
2. Enter in eBudde in the “Transactions” tab
3. Add a Transaction
4. Select type: Normal
5. Choose Second Party: Troop; Troop # enter troop number you are giving product to
6. Under “Product Movement” select “Remove Product”
7. Enter the inventory quantities you are giving to the other troop, either in packages or cases
8. Click “ok” then Save to complete the transaction. This will now show up for both troops under the Transactions listings.

Leftover Cookies Near End of Program



Keep an eye on inventory as you near the end of the cookie program. Ideas for selling extra packages: 1) list extras in Cookie Exchange in eBudde, 2) alert caregivers in your troop of your varieties available for sale, 3) arrange a booth sale.

If your troop has leftover cookies beyond the last day of the program, your troop is still responsible for paying the entire balance due to council. The ACH withdrawal will withdraw the total amount due, regardless if there are unallocated cookies left. This will short your troop proceeds, so you may continue to sell your remaining inventory to help recoup your troop proceeds.

Your troop can also ask for donations for the unsold cookies and then donate those packages to troop-selected organization.

Money Manners

Collecting Payment

When collecting payments for cookies from customers or caregivers, remember that safety and protection are important! Keep all money safely stored and make bank deposits often. There are several ways troops and girls can accept cookie payments.

Credit Card: Through Digital Cookie, customers can purchase cookies and pay for them safely online with their credit card.. Funds from credit card purchases made through Digital Cookie will deposit to council and reduce the amount owed to Council.

Checks: Your troop can accept checks from customers. Checks should be written out to GSHH Troop XXXX (insert your troop number). You'll deposit checks into your troop bank account same as you would cash. Should you accept a check that later bounces, complete the ACH Extension and Discrepancy Form at girlscoutshh.org for financial assistance from council.

Cash: Troops and girls are always welcome to accept cash as payment for delivered cookies or at booths. Make troop bank account deposits often and keep deposit receipts for your records. Consider purchasing a counterfeit pen to have at booths.

Electronic payments apps: GSHH permits troops to use Square and similar apps to take payment for cookies, however, troops cannot add fees to the customer's cost for cookies. Troops must absorb any payment fees and cookies must be sold at the council-set price of \$5 and \$6, varying by variety. Square, Venmo, Zelle or other payment apps can be accepted but must be tied directly to the troop account.

5/11 1st ACH (1/3 amount due council)
5/25 2nd ACH (1/3 amount due council)
6/8 Final ACH (remaining balance)


Outstanding Troop Balances with Council

Troops that currently have a 2022 outstanding balance with Council will not be permitted to sell until they have cleared their accounts before the 2023 season.

Amount due Council/ACH sweeps

To get ready for your ACH sweep review your sales report: check all transactions and deposits. All funds collected by a girl or troop should be deposited into the troop bank account. At the end of the cookie program, your troop Sales Report will show how much you owe to council. These funds will be automatically withdrawn from your troop's bank account through the ACH. Customer payments made through Digital Cookie are directly deposited to council and will show as payments on your Sales Report.

Be sure the troops has an [ACH Authorization form](#) on file with Finance.



Money Matters, continued

Caregiver Unpaid Funds

As the troop cookie manager, you are required to complete an Outstanding Cookie Balance Form for any caregiver with an outstanding balance, no matter the amount or circumstances. The form can be completed online at girlscoutshh.org. Do not hesitate to submit, as issues with payment can be resolved between the caregiver and Council once Council has been notified..

The troop's proceeds should not be penalized because a caregiver claims they will "pay you on the 15th." Be sure to complete the form, if necessary, by April 21. Do not pay Council for amounts not turned in by a caregiver: submit the form!

If an ACH extension and Discrepancy Form with supporting documents is not submitted by April 21, the troop will be held responsible for these funds.

Caregiver Unpaid Funds Example

Your troop owes the council \$500, and your troop proceeds are \$100. You have one girl that has an outstanding balance of \$50. Deposit the \$450 into your troop bank account and submit the Extension and Discrepancy Form along with supporting documents online for that unpaid balance of \$50. These unpaid funds will then be deducted from the balance owed to council for the ACH withdrawal.

Cookies are \$5 and \$6.



Lemon-Ups, Do-Si-Dos, Tagalongs, Samoas, Trefoils, Thin Mints and Adventurefuls are \$5

Raspberry Rally [ONLINE, SHIPPED ONLY] is \$5



ToffeeTastic (gluten-free) and Girl Scout S'mores are \$6

- Troop profit is 90 cents per package.
- If the PGA (Per Girl Average) for a troop's Initial Order is 150 packages or above, the troop earns 5 cents more for every package sold throughout the sale (95 cents per package).
- Customers pay their cookie sellers and troop deposits into the troop account. Checks should be written to the troop.
- Cadette, Senior, Ambassador troops opting out of rewards will earn 10 cents more per package, provided they have met all criteria for this option. See page 11.

Troop Profit Belongs to the Troop

Money earned from cookie sales belongs to the troop as a whole, not individual girls.

Making Rewards Selections

Before you can enter the girls' final rewards, you must allocate all SOLD cookies. If your troop has cookies left you do not allocate those to the girls. See pages 22-23 for allocation instructions.

In the directions below, we suggest using the "Edit All" feature to make the girls' selections all on the same page. There is not a save feature, be prepared to complete all reward selections at once.

The Operation Cookie Drop, Digital Cookie, and Cookie Booth rewards will be ordered for the troop automatically based on eBudde allocations.

All troops must submit final rewards, to be sure girls receive any earned patches, and girl rewards.

Selecting and Submitting Final Rewards

All sold cookies should be allocated so that girls earn credit for those sales.

1. Click rewards tab.
2. Click "Fill Out" next to the Final Rewards Order.
3. Click "Edit All" and enter choices under each girls' name.
4. Select "Submit All Reward Orders." If you left anything blank, the system will alert you.
5. Click "Submit Reward Order" once you have completed every girl's selections. You can only submit once, so if you make a mistake, contact your SUCC.

All Girl Final Rewards **EXAMPLE**

Girls	Init. Order	Delivery	Girl Orders	Transactions	Txn Pickups	Cookie E
Bth 1			Booth Sales Patch (1 booth pkgs)			
180			Koala or Digital Dough (pick 1) <input type="checkbox"/> \$5 Digital Dough <input checked="" type="checkbox"/> Koala Plush			
210			Shirt or Digital Dough (pick 1) <input checked="" type="checkbox"/> Koala Tee (sized) <input type="radio"/> YM <input type="radio"/> YL <input checked="" type="radio"/> YXL <input type="radio"/> AS <input type="radio"/> AM <input type="radio"/> AL <input type="radio"/> AXL <input type="radio"/> A2XL <input type="checkbox"/> \$6 Digital Dough			

Make any selections needed according to each girls' choices/sizes

Cancel Submit All Girl Orders

Reward Reminders

Rewards will ship to Service Unit Cookie Chairs in June. They will contact you when they have been counted, sorted and are ready for distribution.

Rewards should be distributed to girls within 2 weeks of receiving them.


If you have a damaged or missing reward, contact your SUCC right away for assistance. Additional items cannot be ordered.

Keep in mind the Dough Si Dough is awarded via email sent directly to the girl's caregiver. Crossover patches are also mailed directly to girls.

Early bird bonuses are ACH'd into troop accounts during the summer.



Important Cookie Dates



Date*	Day	Activity
1/25/23	Wednesday	Webinar: Troop Cookie Program Training. Register here: https://attendee.gotowebinar.com/register/5577210486698710028
Late January		SU Cookie Chairs distribute Cookie Materials to Girl Scouts registered for the MY2023
2/3/2023	Friday	Digital Cookie® opens for volunteers
2/9/2023	Thursday	Last day to order cookies for March Booths/Digital cookie open for families
2/10/2023	Friday	Cookie Sale begins Initial Order and Digital Cookie ® for girl delivery and donation
2/27/2023	Monday	Digital Cookie® open to take orders for shipping, Raspberry Rally available for shipped orders
2/24/2023	Friday	Troop Opt Out Forms due (C/S/A and C/S/A Juliettes only)
3/10/2023	Friday	March Booths Begin Council Cookie Cupboards open for March Booths
3/26/2023	Sunday	Initial Order period ends March Booth Sales End
3/27/2023	Monday	Goal Getter period begins
3/28/2023 noon	Tuesday	Troop order due in eBudde
4/20-22/2023	Thursday-Saturday	Cookie Delivery
4/21/23	Friday	Regular Booth Sales Begin
5/11/2023	Thursday	1 st ACH from troop bank account
5/14/2023	Sunday	Last day for all Digital Cookie® ordering Regular Booth sales end
5/17/2023	Wednesday	Last day Council Cookie Cupboards open
5/20/2023	Saturday	Troops locked out of eBudde
5/25/2023	Thursday	2nd ACH from troop bank account
5/31/2023	Wednesday	Digital Cookie ® locked for the season; no access after this date
6/8/2023	Thursday	Final ACH sweep from troop account (if necessary)

*Dates are subject to change. Please refer to our website (girlscoutshh.org) for updates.

Resources at a Glance

Girl Scouts of the USA

- About Girl Scout Cookies®
girlscouts.org
- Troop Leader Resources
girlscoutcookies.org/troopleaders
- Cookie Business Badges
girlscouts.org/cookiebadges
Your council's website
- Cookie Entrepreneur Family Pin
girlscouts.org/entrepreneurfamily
- Cookie Family Connection Guide
girlscoutcookies.org/troopleaders
- Cookie Program Family Meeting Guides
girlscoutcookies.org/troopleaders
- Digital Cookie® Platform
girlscouts.org/digitalcookie
- Digital Marketing Tips for Cookie Entrepreneurs
girlscoutcookies.org/digitalmarketingtips
- Virtual Cookie Booth Guide
girlscoutcookies.org/troopleaders

Girl Scouts' Safety Guidelines

One of the most essential steps you can take to go bright ahead this season is to review all safety guidelines with troop members and their parents or guardians.

- Digital Marketing Tips for Cookie Entrepreneurs and Families
- Practical Tips for Parents
- Safety Tips for Product Sales
- Your Council's Volunteer Essentials and Safety Activity Checkpoints (*You'll find Supplemental Safety Tips for Online Marketing and all other safety documents here.*)

Find information about Girl Scouts' safety resources and more:

- girlscoutcookies.org/digitalmarketingtips
- girlscouts.org
- Your council's website

Little Brownie Bakers®

- Cookie History, FAQs and Nutrition Information
LittleBrownie.com
- eBudde™ App
LittleBrownie.com/volunteers and wherever you download apps
- FAQs
LittleBrownie.com/pages/faq
- Go Bright Ahead Toolkit
LittleBrownie.com/volunteers
- Girl Scouts® Built by Me Cookie Planner
LittleBrownie.com/volunteers
- Girl Scouts® Cookie Captains
LittleBrownie.com/teens
- Girl Scouts® Cookie Rookies
LittleBrownie.com/girls
- Girl Scouts® Cookie VIP eTraining
Vipetraining.littlebrownie.com
- Girl Scouts® My Cookie Friend
LittleBrownie.com/volunteers
- Goal-setting Activities and Tips
LittleBrownie.com
Also on girlscouts.org
- In-Person Cookie Sale Guide
LittleBrownie.com/volunteers
- Little Brownie Family Guide
LittleBrownie.com/families
- Social Media Tools and Graphics
LittleBrownie.com/social-resources
girlscoutcookies.org/troopleaders
- Resources for Girls
LittleBrownie.com/girls

Need Inspiration?

Find Little Brownie on Pinterest for quick, easy and exciting ways to make the Girl Scout Cookie Program® a success.

FOLLOW
Little Brownie
Bakers®
on Pinterest
[@lbbakers](https://www.pinterest.com/lbbakers)



Dear Girl Scout Family:

Everybody loves Girl Scout cookies! They practically sell themselves because there's a Girl Scout standing behind them. One of the great experiences in Girl Scouting is the opportunity to participate in the Cookie Program, the nation's premier entrepreneurship program for girls.

Everything girls do in Girl Scouting is designed to help them grow into leaders of Courage, Confidence and Character. The 5 Skills girls discover through the Girl Scout Cookie Program are an important ingredient in the Girl Scout Leadership Experience:

Goal Setting • Decision Making • Money Management • People Skills • Business Ethics

Your Girl Scout will connect with other girls and her community while participating in booth sales and door-to-door order taking. She will have fun, discover a network of community partners, and develop lifelong friendships.

The Girl Scout Cookie Program also allows girls to take action by participating in service projects that are funded in part, or entirely, through earnings from the cookie sale.

- You can help your daughter in some simple but important ways:
- Ask her about her personal and troop cookie goals
- Listen to her plans for managing her cookie business
- Talk to her about what she learned each day
- Encourage her along the way, especially if she is disappointed.
- Most of all, have fun with her!

All of the proceeds from the Girl Scout Cookie Program stay within our local areas. Girls benefit from the cookie profits they earn in many ways. Just as an example, a girl's "Dough Si Dough" can be used to pay for Girl Scout programs, annual membership fee, camp and more.

Thank you for supporting your daughter and her troop through the Girl Scout Cookie Program.

For more information on the cookie sale, please visit www.girlscoutshh.org

***Cut here and return signed bottom portion to Troop Cookie Chair or Troop Leader**



Permission and Responsibility Form for the 2023 Cookie Sale

My Girl Scout, _____, a member of Troop # _____ or an Individual Girl Scout (Juliette) _____, has my permission to participate in the 2023 Cookie Program. I will see that she honors the official start date of **February 10, 2023** and that she has adult supervision and guidance while selling cookies. I acknowledge that my daughter must be a registered member for the 2022/2023 program year in order to participate in the Cookie Program. I agree to accept FULL financial responsibility for all cookies ordered and money due for the orders my Girl Scout receives.

Parent/Guardian Name (please print): _____

Signature _____ Date _____

Home Address _____

Home Phone _____ Cell Phone _____

(Include Area Code for each phone number)

Email (please print) _____

Girls are not required to participate in any activity. It is the sole discretion of each individual family and their comfort level with the planned activity.

2023 Troop_____ Parent Permission Sheet

By signing below I am indicating that my Girl Scout has my permission to participate in the Girl Scout Cookie Program. I agree to accept payment responsibility for all cookies we order and receive, assist in delivery of all cookies sold on the order card and through online girl delivery (Digital Cookie). I will see that she honors the official **start date of 2/10/2023** and that she has guidance at all times.

Girl First Name	Girl Last Name	Parent Email Address	Parent Signature	Date

Troop Leaders: Please fill in the Troop number at the top of the sheet and have parents sign this sheet before handing out Girl Scout Cookie Program materials. Keep this sheet in a safe place and retain in your records for one year. Girls are not required to participate in any activity. It is the sole discretion of each individual family and their comfort level with the planned activity. If you have questions, please contact us at membercare@girlscoutshh.org.

2023 Cookie Rewards Opt Out Form for C/ S/A Troops and C/S/A Juliettes Only

Troop Number: _____ Level: _____ Service Unit:
_____ Troop Leader: _____ # of Registered
Girls: _____ Troop Leader Email: _____
Phone: _____

GSHH is offering the opportunity to opt out of some rewards to our Girl Scout Cadette/Senior/Ambassador troops and C/S/A Juliettes, who attain a PGA of 150 packages during initial order, in exchange for higher proceeds. **Multi-level troops that have Daisies, Brownies and/or Juniors are not eligible.** In lieu of some cookie rewards, the troop or Juliette will receive an additional \$0.10 per package during this cookie season.

- Troops/Juliettes who opt out will receive all of the patches associated with the levels detailed on the order card & \$25 Dough Si Dough at the 150 box level.
- Please discuss with the troop or Juliette what this decision will mean – what will the extra proceeds be used for? Is there anyone who would rather get the rewards? If anyone is hesitant, please **do not** coerce them into opting out.
- **Each girl in the troop partaking in the sale MUST agree to opt out in order to participate.**
- After the girls have made their decision, please have them email you or sign the form below. Each girl in the troop participating in the Cookie Sale must send an email or sign the form. Failure to do so will result in opting in to receiving rewards only.
- Please fill out the form below with each girl's name and their choice (opt out – YES or opt in -NO) and have them sign it. (We will accept email documentation to serve as signature approval from the girls who aren't available to sign the form. (They will need to include their decision in the email) **Send a copy of this form and the emails from the girls in one email to productsales@girlscoutshh.org.**

The form will need to be sent prior to submitting your Initial Order. **It is due no later than Feb 24, 2023 at 12pm.** *If the deadline or PGA are not met, the troop or Juliette will automatically be opted into receiving the rewards.* Please do not submit the Initial Order until you confirm that the Opt Out box in eBudde has been checked off. The troop or Juliette's proceed structure will be finalized once the order is submitted and cannot be changed.

Girl Scouts Name (please print clearly)	Signature	Opt-out Decision
		<input type="checkbox"/> agree to opt out of receiving Cookie Rewards <input type="checkbox"/> I do not agree to opt out
		<input type="checkbox"/> agree to opt out of receiving Cookie Rewards <input type="checkbox"/> I do not agree to opt out
		<input type="checkbox"/> agree to opt out of receiving Cookie Rewards <input type="checkbox"/> I do not agree to opt out
		<input type="checkbox"/> agree to opt out of receiving Cookie Rewards <input type="checkbox"/> I do not agree to opt out
		<input type="checkbox"/> agree to opt out of receiving Cookie Rewards <input type="checkbox"/> I do not agree to opt out
		<input type="checkbox"/> agree to opt out of receiving Cookie Rewards <input type="checkbox"/> I do not agree to opt out
		<input type="checkbox"/> agree to opt out of receiving Cookie Rewards <input type="checkbox"/> I do not agree to opt out
		<input type="checkbox"/> agree to opt out of receiving Cookie Rewards <input type="checkbox"/> I do not agree to opt out
		<input type="checkbox"/> agree to opt out of receiving Cookie Rewards <input type="checkbox"/> I do not agree to opt out
		<input type="checkbox"/> agree to opt out of receiving Cookie Rewards <input type="checkbox"/> I do not agree to opt out
		<input type="checkbox"/> agree to opt out of receiving Cookie Rewards <input type="checkbox"/> I do not agree to opt out
		<input type="checkbox"/> agree to opt out of receiving Cookie Rewards <input type="checkbox"/> I do not agree to opt out
		<input type="checkbox"/> agree to opt out of receiving Cookie Rewards <input type="checkbox"/> I do not agree to opt out
		<input type="checkbox"/> agree to opt out of receiving Cookie Rewards <input type="checkbox"/> I do not agree to opt out
		<input type="checkbox"/> agree to opt out of receiving Cookie Rewards <input type="checkbox"/> I do not agree to opt out
		<input type="checkbox"/> agree to opt out of receiving Cookie Rewards <input type="checkbox"/> I do not agree to opt out
		<input type="checkbox"/> agree to opt out of receiving Cookie Rewards <input type="checkbox"/> I do not agree to opt out

girl scouts 
heart of the hudson



Member Care

customercare@girlscoutshh.org

855.232.GSHH